

## Step-by-Step for Searching the Internet



Google Search


I'm Feeling Lucky

**1 Select a search engine.** At the top of any page on your browser (the window that you open to use the internet), type the phrase “search engines” into the Search Bar to attain [access](#) to several different internet sites that specifically aid in searching. Common search engines (click one of the links below to access the search engine named):

- [Ask](#)
- [Bing](#)
- [Yahoo](#)

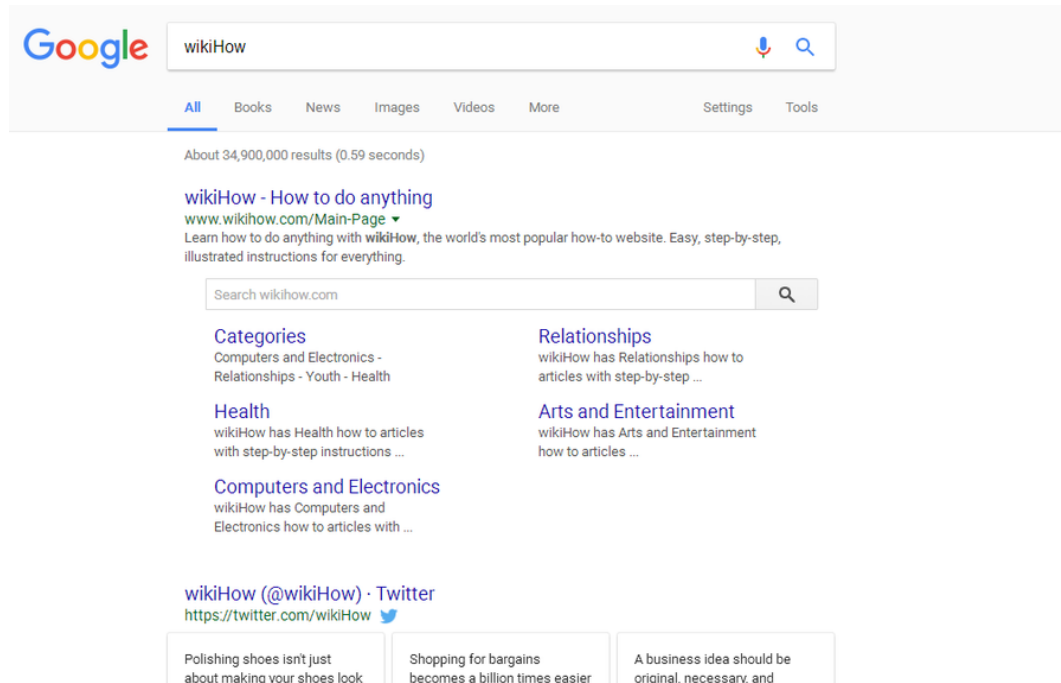


**2** After typing in whatever you want to search, press the Enter key on the keyboard of your computer.



**3** Choose a few of the most specific or relevant keywords or phrases to **describe your topic**. Utilize synonyms. Type your choice of words into the Search Bar offered by your chosen search engine.

## 4 Click Search or press the Enter key on your keyboard.



The screenshot shows a Google search interface. The search bar contains the text "wikiHow". Below the search bar, there are navigation tabs for "All", "Books", "News", "Images", "Videos", and "More". The "All" tab is selected. Below the tabs, it says "About 34,900,000 results (0.59 seconds)". The main search result is for "wikiHow - How to do anything" with the URL "www.wikihow.com/Main-Page". Below this, there is a search bar for "Search wikihow.com" and a magnifying glass icon. There are four category links: "Categories" (Computers and Electronics - Relationships - Youth - Health), "Health" (wikiHow has Health how to articles with step-by-step instructions ...), "Computers and Electronics" (wikiHow has Computers and Electronics how to articles with ...), "Relationships" (wikiHow has Relationships how to articles with step-by-step ...), and "Arts and Entertainment" (wikiHow has Arts and Entertainment how to articles ...). At the bottom, there is a link for "wikiHow (@wikiHow) · Twitter" with the URL "https://twitter.com/wikiHow". Below the link, there are three small text boxes: "Polishing shoes isn't just about making your shoes look", "Shopping for bargains becomes a billion times easier", and "A business idea should be original, necessary, and".

## 5 Assess your results. Search through your list of web pages to pinpoint information.



## 6 Repeat above steps as necessary.

- Choose a different search engine.
- Choose new search words that are *more or less* specific.

Google

Advanced Search

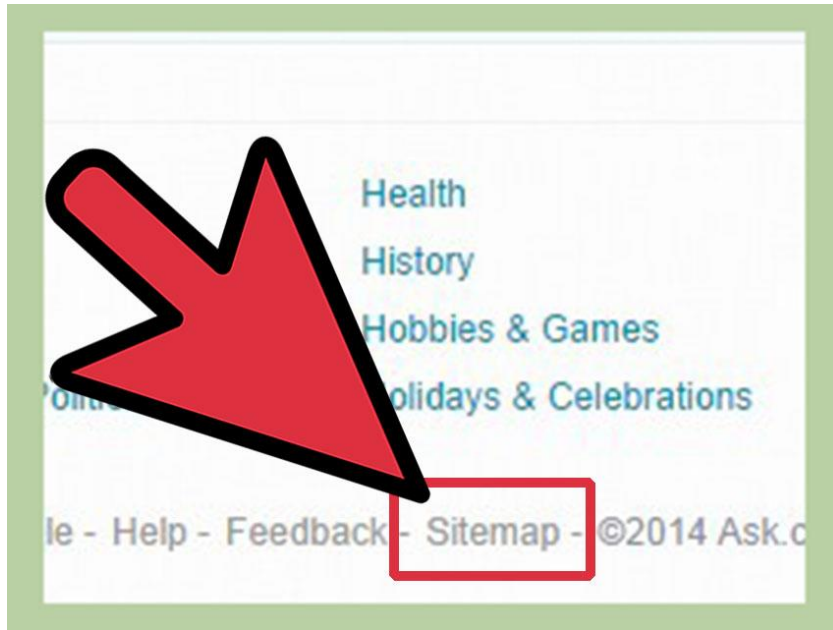
Find pages with...	To do this in the search box
all these words: <input type="text"/>	Type the important words: tricolor rat terrier
this exact word or phrase: <input type="text"/>	Put exact words in quotes: "rat terrier"
any of these words: <input type="text"/>	Type OR between all the words you want: miniature OR standard
none of these words: <input type="text"/>	Put a minus sign just before words you don't want: -rodent, -"Jack Russell"
numbers ranging from: <input type="text"/> to <input type="text"/>	Put 2 periods between the numbers and add a unit of measure: 10..35 lb, \$300..\$500, 2010..2011

Then narrow your results by...

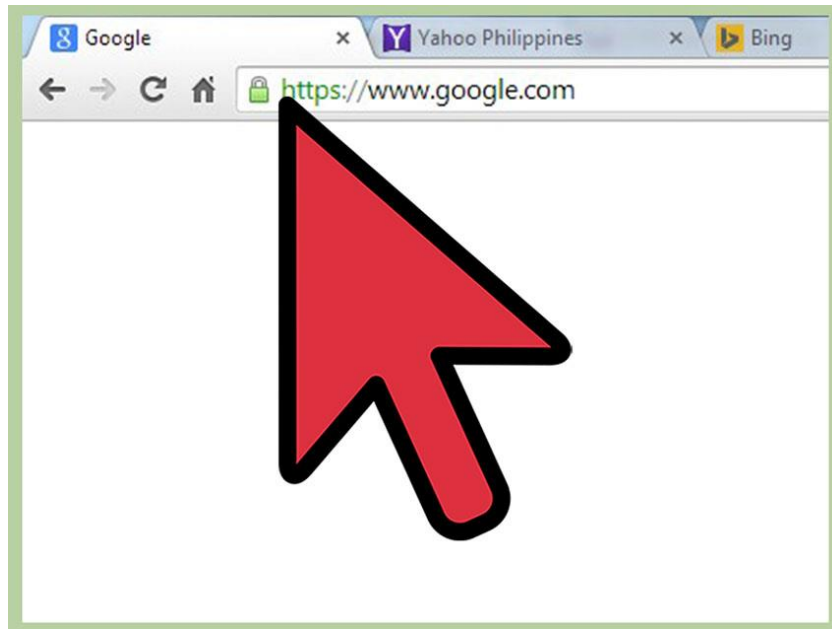
language: <input type="text" value="any language"/>	Find pages in the language you select.
region: <input type="text" value="any region"/>	Find pages published in a particular region.

## 7 Use the Advanced Search found on most sites.

- [Google](#)
- [Yahoo!](#)



**8** Use the Site Map of a site, if there is one.



**9** It is not correct to assume that your subject is more or less equally visible in all search engines, so it is very important that you use a non-biased search engine (such as Yahoo, DuckDuckGo...).